



PAY DATA





GENDER PAY GAP

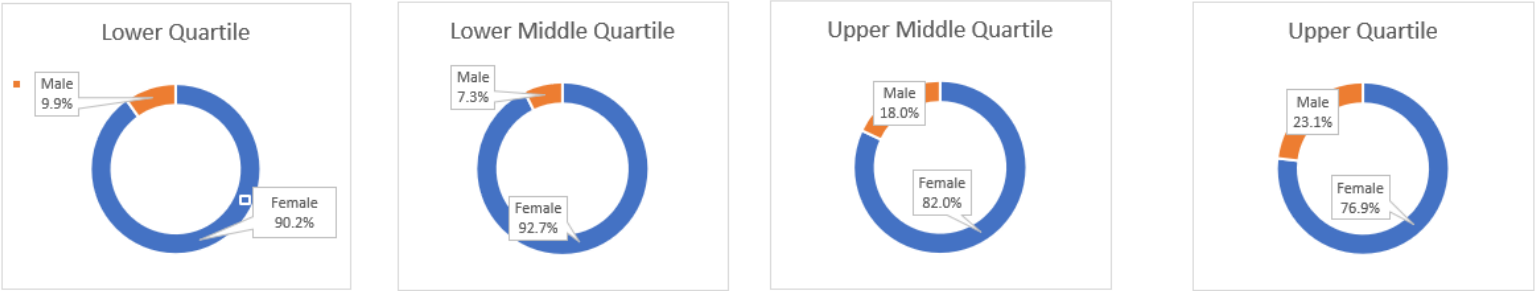
MEAN GENDER PAY GAP	MEDIAN GENDER PAY GAP
25.0%	51.0%



PAY QUARTILES

The graphics below shows the gender distribution at Lighthouse Schools Partnership when colleagues are placed into four equally sized quartiles based on pay.

Total Employee %:  Male 14.5%  Female 85.4%



A message from Gary Lewis, CEO of Lighthouse Schools Partnership

The data in this report reflects the position on 31st March 2023, when the Trust was comprised of 29 schools, of which 3 are secondary and 26 are primary schools.

The Gender Pay Gap is defined as the difference between the mean (average) or median (actual midpoint) hourly rate of pay of male and female employees.

The Lighthouse Schools Partnership employs more female than male staff, which is consistent in the education sector for state schools and academies.

The underlying factor affecting the pay gap is that there are mainly female staff in support roles, such as dinner/lunchtime assistant roles, which fall within the lower quartiles. During the last year there has been an increase in representation within the upper quartile pay band for female employees.

The pay rates for staff are set nationally and are applied equally to all staff members. As an employer, we are committed to the principles of paying people equally for undertaking the same work, regardless of their gender. We continue to review our practices to identify and eliminate conscious or unconscious bias in appointments and staff development.

I confirm that this information has been prepared from our payroll data on the snapshot date of 31st March 2023, and fairly represents the Gender Pay Gap information for the Lighthouse Schools Partnership.



G J Lewis